



M15

Flatbed electric trolley

M15

Z175.721



5,5 km/h



500 kg



5 %



- For loads up to 500 kg.
- Versatile and compact.
- Superelastic wheels for indoor use.
- Speed adjustment with potentiometer.
- Can pass through doors and elevators.

👁 Front view



👁 Side view



👁 Rear view



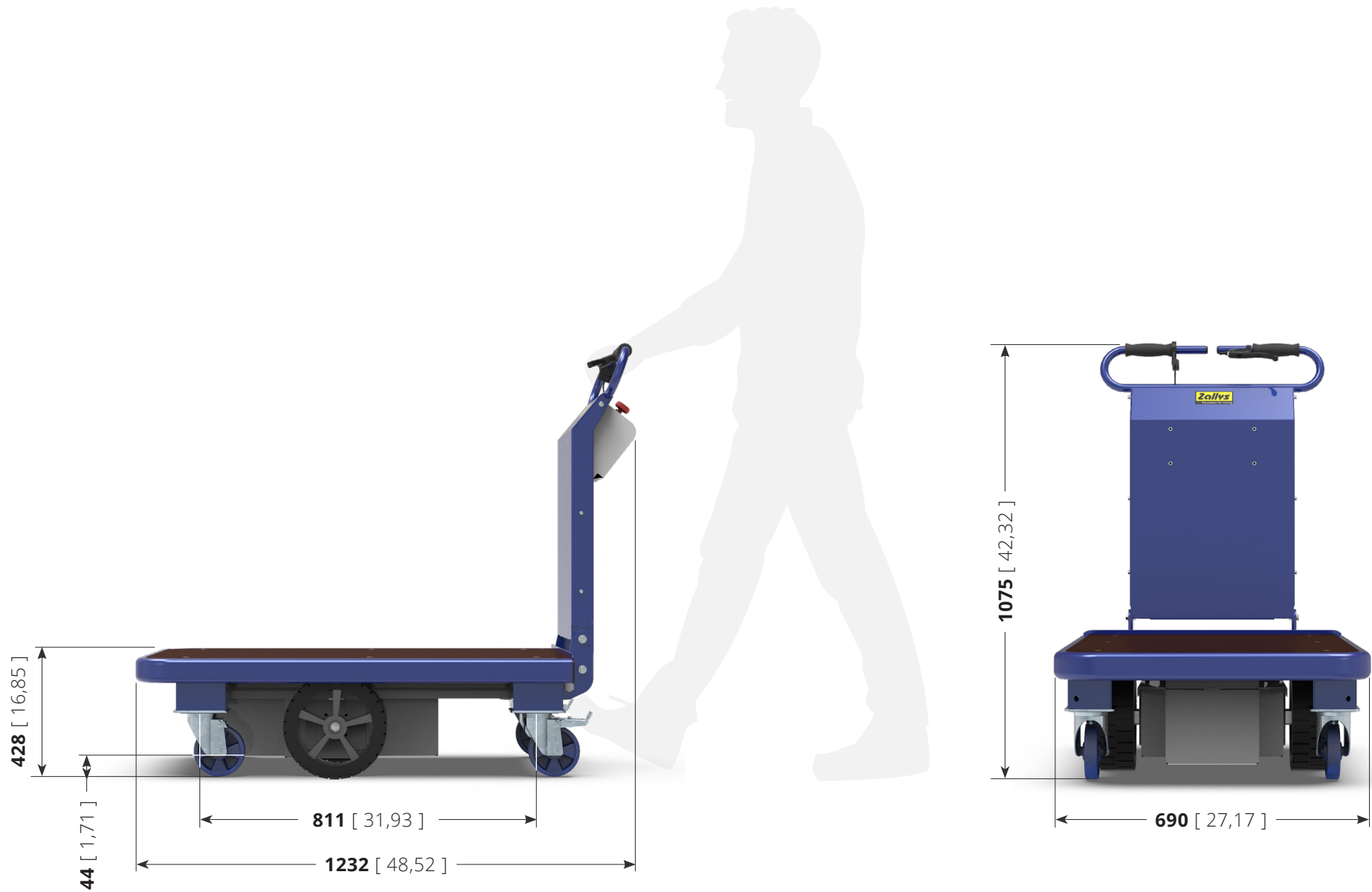


	TABLE: Z175.721	M15	Unit: mm [inch]
--	---------------------------	------------	------------------------

Main sectors



INDUSTRIAL
MAINTENANCE




INTEGRATED
LOGISTICS

Performances on slopes

M15 can overcome slopes up to 5%, but the load it can carry may vary based on:

- **terrain** on which the load is carried;
- **slope** level.



Ergonomic drive

M15's **driving system** has been studied to make the use of the machine more ergonomic for the operator, by guaranteeing **great comfort on a prolonged use** during the work shift. **All the controls are at your fingertips:** on the control panel there are the power key, a LED display showing the battery level, a potentiometer for speed adjustment and the emergency stop. **The structure** is made of **resistant materials** in case of accidental bumps.

"Dead man"
lever

Emergency
stop

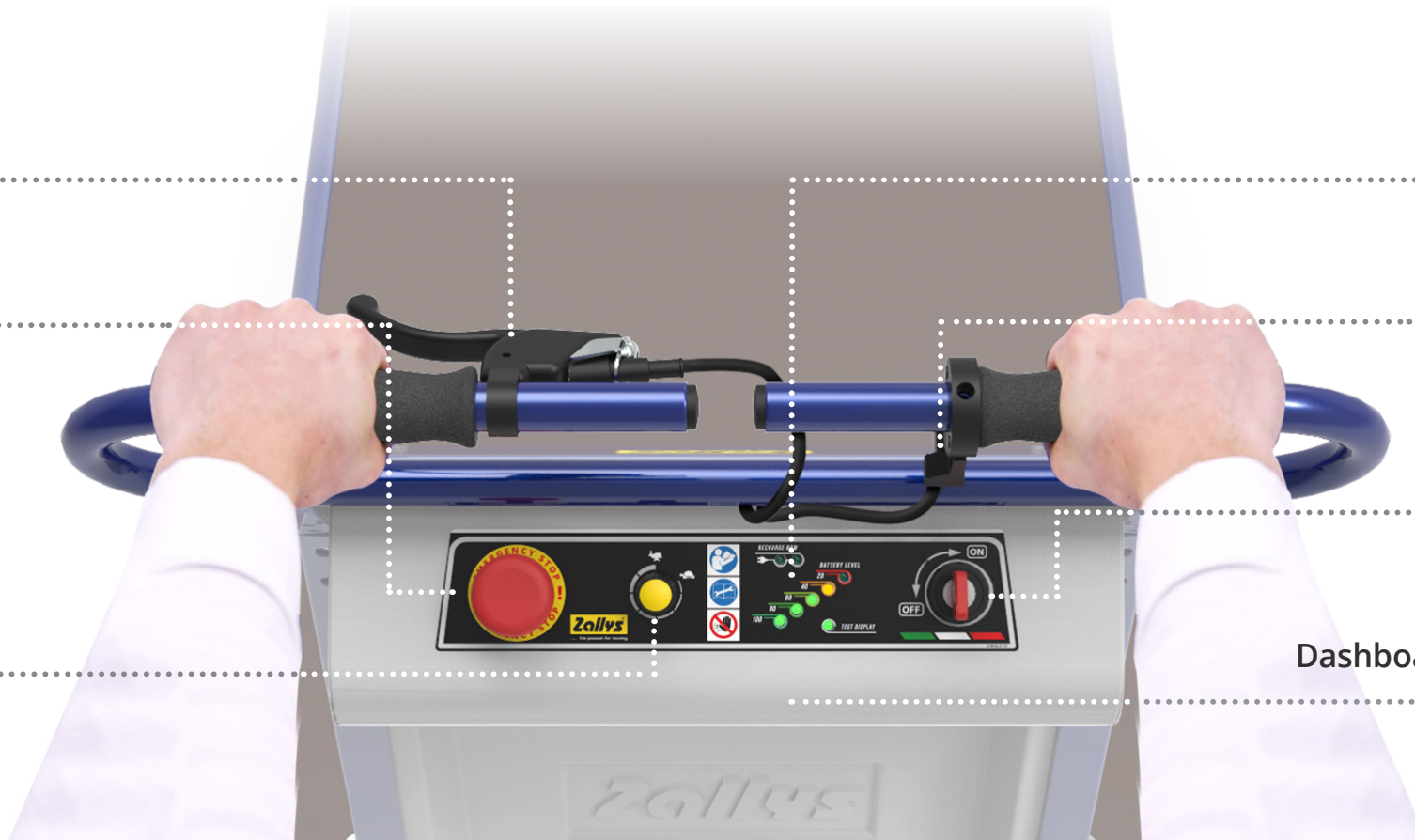
Speed
adjustment

LED display

Forward / reverse
controls

Power key

Dashboard with anti-crush
safety system



ACCESSORIES

Sides and shelves for the maximum customization

Based on the typology and quantity of the material to transport, **M15** can be equipped with many accessories, such **sides** of different measures and **shelves** to increase the load surface and spread the material. Moreover, it's available a practical **notepad holder** for work organization.





The right wheels for every need

M15's traction wheels have **non-marking tires**, ideal for an indoor use and suitable even for the most delicate floorings, and which guarantee the maximum grip and a low level of vibrations. Moreover, they are very resistant and offer exceptional performances on any terrain. One of the pivoting wheels has a mechanical brake for a higher security when the machine is not in use.

Autonomy for a full working day

M15 is powered by two 37/45 Ah batteries, which guarantee the machine for **8 continuative working hours operation**. Thanks to the high frequency external battery charger, the batteries are easy to charge.





Examples of applications

on various productive sectors



INDUSTRIAL MAINTENANCE

Zollys
... the passion for moving



INTEGRATED LOGISTICS

Zallys
... the passion for moving





• • • the passion for moving

Zallys srl srl - Via Palazzina 1, Sarcedo
36030 (VI) - Italia

Contacts:

sales@zallys.com
+39 0445 366785

Web site:

www.zallys.com

